


# LED UK

## Square

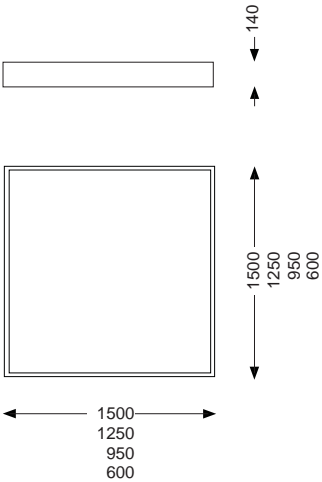
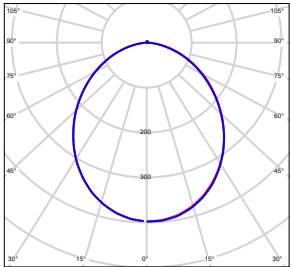
The Square LED is a large area square luminaire available in sizes from 600x600mm to 1500x1500mm. The Square can also be surface or suspended. The surface version is available with an LED backlighting kit which creates a halo effect on the ceiling. The fitting is made from aluminium which has been welded and finished for a fixingless appearance with a Thermolastic Membrane. Other custom sizes are available on request.

- Aluminium body
- Thermolastic membrane diffuser
- Instant on - no flicker
- Environmentally Friendly - No mercury or lead enters the environment
- No RF and electronic magnetic interference
- Over 50,000 hours life span



### General

Dimensions	600 x 600 x 140mm
	950 x 950 x 140mm
	1250 x 1250 x 140mm
	1500 x 1500 x 140mm
Weight	14.0 kg
	22.0 kg
	29.0 kg
	35.0 kg
Installation	Ceiling Surface
	Ceiling Suspended
Voltage	90-250Vac 50/60Hz
Certification	CE, ROHS
Warranty	5 Years



### Performance

Colour Rendering	Ra>80
Longevity	50,000 hours
System Power	19.0 W
	54.0 W
	91.0 W
	121.0 W
Exit Lumens	1,650 lm
	4,700 lm
	7,650 lm
	10,600 lm
Efficiency	86.8 ll/cW
	87.0 ll/cW
	84.1 ll/cW
	87.6 ll/cW
Compliance	Building Regulations
	ETL (Energy Technology List)
	ECA (Enhanced Capital Allowance)
	SKA Rating

# LED UK

## Square

---

### Available options

Size	600 x 600mm (19W), 950 x 950mm (54W), 1250 x 1250mm (91W), 1500 x 1500mm (121W)
Colour	White, Grey Aluminium, Special RAL Colour
Colour Temperature	3000K, 4000K, 5000K
Mounting Option	Surface, Suspended
Dimming	Fixed Output, 1-10V Dimming, DALI Dimming
Emergency	Not Required, 3 Hour Emergency Facility

Product Code: SQR