


## Vector Suspended

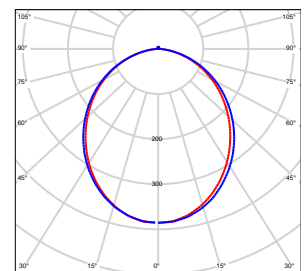
The Vector Suspended LED is a continuous suspended linear luminaire available in lengths ranging from 574mm to 4488mm. The luminaire can also be used as a system product with optional joining kits and corner pieces. Please contact us for a bespoke solution. The fitting is made from extruded aluminium with a (Tpa) Lens to achieve a highly efficient linear profile with integral gear. The profile as has the option to have a high or low output uplight kit to illuminate ceilings. The Vector is also available with an integrated emergency kit.

- Continuous aluminium profile
- Linkable modules
- Instant on - no flicker
- Environmentally Friendly - No mercury or lead enters the environment
- No RF and electronic magnetic interference
- Over 50,000 hours life span




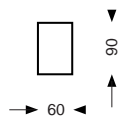
### General

|                      |   |
|----------------------|---|
| <b>Dimensions</b>    | Ranging From<br>60 x 90 x 574mm-<br>60 x 90 x 4,488mm |
| <b>Installation</b>  | Suspended   |
| <b>Voltage</b>       | 100-240Vac 50/60Hz                                    |
| <b>Certification</b> | CE, ROHS  |
| <b>Warranty</b>      | 5 Years   |



### Performance

|                         |  |
|-------------------------|--|
| <b>Colour Rendering</b> | Ra>85  |
| <b>MacAdam Ellipse</b>  | 3 Step   |
| <b>UGR</b>              | <19  |
| <b>System Power</b>     | Ranging From<br>15.07 W-<br>120.56 W   |
| <b>Exit Lumens</b>      | Ranging From<br>1,718 lm-<br>13,738 lm   |
| <b>Efficiency</b>       | ~125.6 lm/cW   |
| <b>Longevity</b>        | L90 / B10 @ 50,000 hours   |
| <b>Compliance</b>       | Building Regulations<br>ETL (Energy Technology List)<br>ECA (Enhanced Capital Allowance)<br>SKA Rating |



## Vector Suspended

---

### Available options

|                           |  |
|---------------------------|--|
| <b>Standalone Size</b>    | 574mm - 1,718lm - 12W, 714mm - 2,141lm - 15W, 854mm - 2,609lm - 18W, 993mm - 3,032lm - 21W, 1,133mm - 3,435lm - 24W, 1,273mm - 3,858lm - 27W, 1,412mm - 4,326lm - 30W, 1,552mm - 4,749lm - 33W, 1,692mm - 5,152lm - 36W, 1,832mm - 5,575lm - 39W, 1,971mm - 6,043lm - 42W, 2,111mm - 6,466lm - 45W, 2,251mm - 6,869lm - 48W, 2,391mm - 7,292lm - 51W, 2,530mm - 7,760lm - 54W, 2,670mm - 8,183lm - 57W, 2,810mm - 8,586lm - 60W, 2,950mm - 9,009lm - 63W, 3,090mm - 9,477lm - 66W, 3,230mm - 9,900lm - 68W, 3,370mm - 10,304lm - 73W, 3,510mm - 10,727lm - 75W, 3,649mm - 11,195lm - 79W, 3,789mm - 11,618lm - 81W, 3,929mm - 12,021lm - 84W, 4,069mm - 12,444lm - 87W, 4,208mm - 12,912lm - 90W, 4,348mm - 13,335lm - 93W, 4,488mm - 13,738lm - 96W, Bespoke Size |
| <b>Module</b>             | Standalone, Start, Middle, End, Special  |
| <b>Uplight</b>            | No Uplight , Uplight (Low Output), Uplight (High Output), Uplight (Standard Output)  |
| <b>Profile Colour</b>     | Aluminium, Special RAL Colour  |
| <b>Colour Temperature</b> | 3000K, 4000K, 5000K, Red, Green, Blue, RGB   |
| <b>Dimming</b>            | Fixed Output, DALI Dimming, Switch Dimming, DSI Dimming  |
| <b>Emergency</b>          | Not Required, 3 Hour Facility, 3 Hour Self Test, 3 Hour Central Test, Central Battery System   |
| <b>Sensor</b>             | Not Required, PIR, Microwave   |

**Product Code: VTR-SUS**