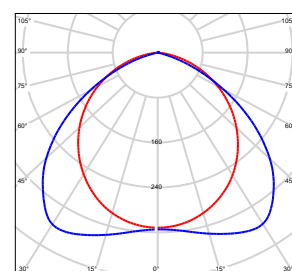


Lynx Continuous

The Lynx Continuous LED is an indoor linear high bay luminaire which is available in 1200mm and 1500mm modules. The Body is made from extruded aluminium for a rigid robust finish finished with a polycarbonate diffuser. The Lynx continuous can plugged together to create a continuous run of up to 36 modules. This requires only one wiring point and therefore saves on installation time.

- Continuous system
- Plug & play connection
- IP42 rated
- 1200/1500mm modules
- 5 year warranty
- 50,000 hours
- Built-in surge protection
- Built-in thermal protection
- Maintenance free
- Mercury free, No UV or IR
- Instant start and flicker free

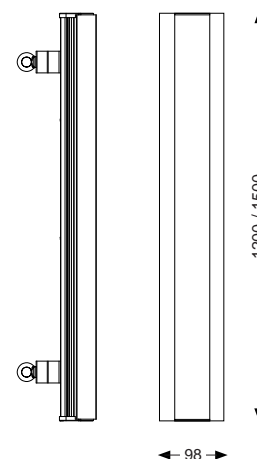
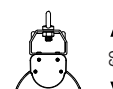


General

Dimensions	40W - 1200 x 100 x 60mm 60W - 1500 x 100 x 60mm
Weight	3.1 kg 3.9 kg
Installation	Ceiling Surface Ceiling Suspended
Voltage	220-240Vac 50/60Hz
Certification	CE, ROHS
Warranty	5 Years

Performance

IP Rating	IP42
Colour Rendering	Ra>80
Longevity	50,000 hours
System Power	39.0 W 62.8 W
Exit Lumens	3,964 lm 6,139 lm
Efficiency	101.6 lm/cW 97.8 lm/cW
Compliance	Building Regulations ETL (Energy Technology List) ECA (Enhanced Capital Allowance) SKA Rating



LED UK

Lynx Continuous

Available options

Wattage	40W - 1200mm, 60W - 1500mm
Colour Temperature	3000K, 4000K, 6000K
Mounting Option	Surface, Suspended
Dimming	Fixed Output, 1-10V Dimming
Module	Standalone, Start Module, Middle Module, End Module

Product Code: LYX-C